

# AMUNDI FUNDS GLOBAL EQUITY RESPONSIBLE - A EUR

FACTSHEET

Marketing  
Communication

30/04/2026

EQUITY ■

## Objective and Investment Policy

Seeks to increase the value of your investment over the recommended holding period, through investment in Sustainable Investments pursuant to Article 8 of the Disclosure Regulation. The Sub-Fund invests mainly in a broad range of equities of companies from anywhere in the world that offer products or technologies that promote a cleaner and healthier environment or are environmentally friendly. Examples include companies in the fields of air pollution control, alternative energy, recycling, water treatment and biotechnology. Whilst the investment manager aims to invest in ESG Rated securities not all investments of the Sub-Fund will have an ESG rating and in any event such investments will not be more than 10% of the Sub-Fund.

The Sub-Fund makes use of derivatives to reduce various risks, for efficient portfolio management and as a way to gain exposure (long or short) to various assets, markets or other investment opportunities (including derivatives which focus on equities and foreign exchange).

**Benchmark :** The Sub-Fund is actively managed. The Sub-Fund may use a benchmark a posteriori as an indicator for assessing the Sub-Fund's performance and, as regards the performance fee benchmark used by relevant share classes, for calculating the performance fees. There are no constraints relative to any such Benchmark restraining portfolio construction. The Sub-Fund has not designated the Benchmark as a reference benchmark for the purpose of the Disclosure Regulation.

**Management Process :** The Sub-Fund's sustainable investment is focused primarily on investing in securities that contribute to an environmental objective. The investment process identifies the best opportunities both in terms of financial prospects as well as their ESG, in particular environmental, characteristics. The Sub-Fund integrates Sustainability Factors in its investment process as outlined in more detail in section "Sustainable Investment" of the Prospectus. The Sub-Fund allocates investment to securities having environment, social or governance characteristics diversified across ten ESG sectors/themes (sustainable mobility, agriculture/forestry, healthy living, IT-efficiency, water, clean technology, pollution prevention, alternative energy, energy efficiency, ESG commitment) with each investment falling into one of these sectors/themes. This diversification offers investors an exposure across a range E, S, and G characteristics. Further, the Sub-Fund seeks to achieve an ESG score of its portfolio greater than that of the Benchmark. When analysing ESG score against the Benchmark, the Sub-Fund is compared with the ESG score of its Benchmark after 20% of the lowest ESG rated securities have been excluded from the Benchmark.

## Meet the Team

### Meet the Team



**Ian O'Reilly**  
Portfolio manager



**Dieter Beil**  
Portfolio manager

## Risk & Reward Profile (Source: Fund Admin)

### Risk Indicator (Source : Fund Admin)



The SRI represents the risk and return profile as presented in the Key Information Document (KID). The lowest category does not imply that there is no risk. The SRI is not guaranteed and may change over time. The risk indicator assumes you keep the product for 5 years.

The summary risk indicator is a guide to the level of risk of this product compared to other products. It shows how likely it is that the product will lose money because of movement in the markets or because we are not able to pay you.

We have classified this product as 4 out of 7, which is a medium risk class. This rates the potential losses from future performance at a medium level, and poor market conditions could impact our capacity to pay you. Additional risks: Market liquidity risk could amplify the variation of product performances. This product does not include any protection from future market performance so you could lose some or all of your investment. Beside the risks included in the risk indicator, other risks may affect the Sub-Fund's performance. Please refer to the Amundi Funds prospectus.

## Key Information (Source: Amundi)

Net Asset Value (NAV) : **522.90 ( EUR )**  
NAV and AUM as of : **30/04/2026**  
ISIN code : **LU1883318740**  
Assets Under Management (AUM) : **2,357.13 ( million EUR )**  
Sub-fund reference currency : **EUR**  
Share-class reference currency : **EUR**  
Benchmark : **None**  
Morningstar Overall Rating © : **5 stars**  
Morningstar Category © : **EAA FUND SECTOR EQUITY ECOLOGY**  
Number of funds in the category : **1056**  
Rating date : **31/03/2026**

## Information (Source: Amundi)

Fund structure : **SICAV**  
Sub-fund launch date : **07/06/2019**  
Share-class inception date : **07/06/2019**  
Eligibility : **Securities account, life insurance**  
French tax wrapper : **Eligible PEB**  
Type of shares : **Accumulation**  
Minimum first subscription / subsequent :  
**1 thousandth(s) of (a) share(s) / 1 thousandth(s) of (a) share(s)**  
Entry charge (maximum) : **4.50%**  
Management fees and other administrative or operating costs : **2.08%**  
Exit charge (maximum) : **0.00%**  
Minimum recommended investment period : **5 years**  
Performance fees : **Yes**

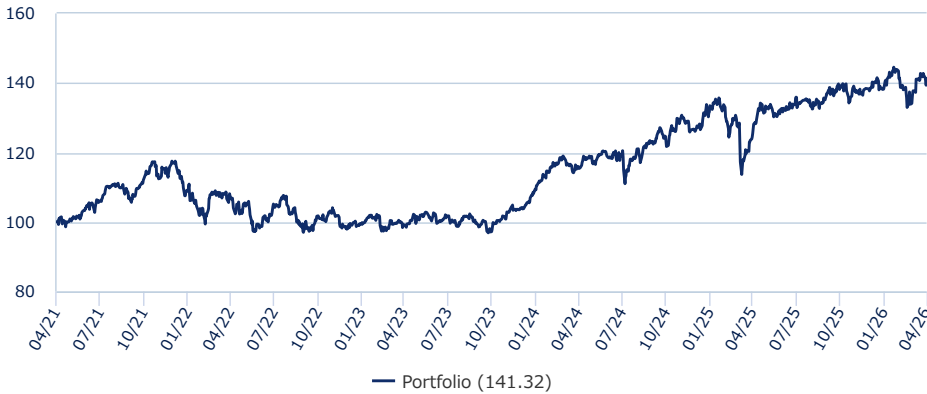
The decision of the investor to invest in the promoted fund should take into account all the characteristics or objectives of the fund. There is no guarantee that ESG considerations will enhance a fund's investment strategy or performance. The funds promoted environmental or social characteristics, but does not have as its objective a sustainable investment. Please refer to the Amundi Responsible Investment Policy and the Amundi Sustainable Finance Disclosure Statement available on [Amundi](https://www.amundi.com) website. For more product-specific information, please refer to the Prospectus and the Fund's Pre-contractual Document (PCD) available on [Amundi.com](https://www.amundi.com).

© 2026 Morningstar. All Rights Reserved. The information, data, analyses and opinions ("Information") contained herein: (1) include the proprietary information of Morningstar and Morningstar's third party licensors; (2) may not be copied or redistributed except as specifically authorised; (3) do not constitute investment advice; (4) are provided solely for informational purposes; (5) are not warranted to be complete, accurate or timely; and (6) may be drawn from fund data published on various dates. Morningstar is not responsible for any trading decisions, damages or other losses related to the Information or its use. Please verify all of the Information before using it and don't make any investment decision except upon the advice of a professional financial adviser. Past performance is no guarantee of future results. The value and income derived from investments may go down as well as up.

EQUITY

Returns (Source: Fund Admin) - Past performance does not predict future returns.

Performance evolution (rebased to 100) from 30/04/2021 to 30/04/2026\* (Source: Fund Admin)



Risk analysis (rolling) (Source: Fund Admin)

	1 year	3 years	5 years
Portfolio volatility	11.09%	11.92%	12.09%

\* Volatility is a statistical indicator that measures an asset's variations around its average value. For example, market variations of +/- 1.5% per day correspond to a volatility of 25% per year. The higher the volatility, the higher the risk.

Sub-Fund Statistics (Source: Amundi)

Total portfolio holdings 50

Top ten issuers (% assets, source: Amundi)

	PORTFOLIO
BROADCOM INC	2.84%
SIEMENS ENERGY AG	2.84%
TRANE TECHNOLOGIES PLC	2.80%
WABTEC CORP	2.78%
SOMPO HOLDINGS INC	2.71%
MUNICH RE AG	2.67%
AFLAC INC	2.66%
E ON SE	2.66%
SWISS LIFE HOLDING AG	2.63%
JPMORGAN CHASE & CO	2.63%
<b>TOTAL</b>	<b>27.24%</b>

The holdings listed should not be considered recommendations to buy or sell any particular security listed.

Rolling performances \* (Source: Fund Admin)

Since	YTD	1 month	3 months	1 year	3 years	5 years	10 years	Since
	31/12/2025	31/03/2026	30/01/2026	30/04/2025	28/04/2023	30/04/2021	30/04/2016	30/04/1990
Portfolio	2.62%	3.94%	2.20%	12.61%	42.34%	41.32%	137.62%	973.71%
Comparative benchmark	5.80%	7.64%	4.83%	25.16%	61.39%	75.19%	221.40%	1,799.47%
Comparative Spread	-3.18%	-3.71%	-2.62%	-12.54%	-19.05%	-33.87%	-83.78%	-825.77%

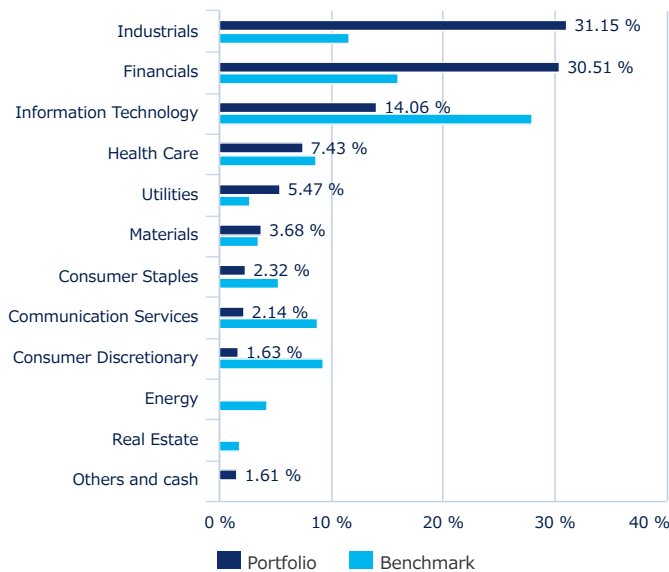
Calendar year performance \* (Source: Fund Admin)

	2025	2024	2023	2022	2021	2020	2019	2018	2017	2016
Portfolio	9.04%	21.49%	6.16%	-16.25%	28.13%	11.49%	23.98%	-7.38%	8.88%	-0.08%
Comparative benchmark	6.77%	26.60%	19.60%	-12.78%	31.07%	6.33%	30.02%	-4.11%	7.51%	10.73%
Comparative Spread	2.27%	-5.11%	-13.44%	-3.48%	-2.93%	5.16%	-6.04%	-3.27%	1.37%	-10.81%

\* Source: Fund Admin. The above results pertain to full 12-month period per calendar year. All performances are calculated net income reinvested and net of all charges taken by the Sub-Fund and expressed with the round-off superior. The value of investments may vary upwards or downwards according to market conditions.

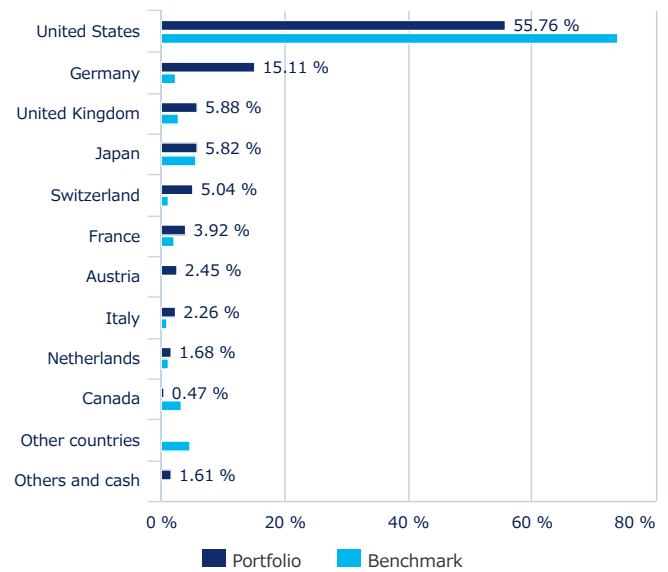
Portfolio Breakdown (Source: Amundi group)

Sector breakdown (Source: Amundi) \*



\* Excluding derivatives instruments.

Geographical breakdown (Source: Amundi) \*



\* Excluding derivatives instruments.

EQUITY

SRI Terminology

**Socially Responsible Investment (SRI)**

The SRI expresses sustainable development objectives in investment decisions by adding Environmental, Social and Governance (ESG) criteria in addition to the traditional financial criteria.

SRI thus aims to balance economic performance and social and environmental impact by financing companies and public entities which contribute to sustainable development whatever their business sector. By influencing the governance and behaviour of stakeholders, SRI promotes a responsible economy.

**ESG criteria**

The criteria are extra-financial criteria used to assess the Environmental, Social and Governance practices of companies, states or local authorities:

"E" for Environment (energy and gas consumption levels, water and waste management, etc.).

"S" for Social/Society (respect for human rights, health and safety in the workplace, etc.).

"G" for Governance (independence of board of directors, respect for shareholders' rights, etc.)

**ESG rating scale**

Rating scale from A (best score) to G (worst score)



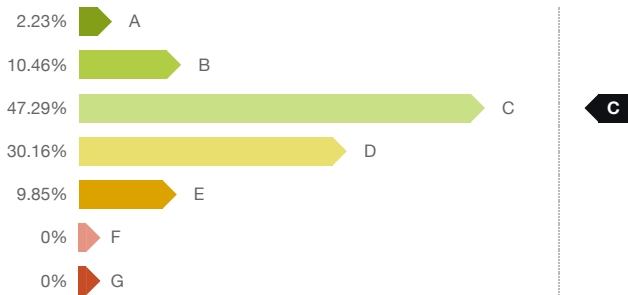
**AVERAGE ESG RATING (source : Amundi)**

Environmental, social and governance rating

**ESG Benchmark**

100% MSCI WORLD

**Portfolio Breakdown by ESG Rating<sup>1</sup>**



**ESG Scores and Ratings**

	Portfolio	Benchmark
E Score	0.57	0.07
S Score	0.43	-0.38
G Score	0.36	-0.35
ESG Score	0.62	-0.22
ESG Rating c.	C	D

**Coverage of ESG<sup>1</sup> analysis (Source: Amundi)**

Number of issuers in the portfolio	50
% of the portfolio with an ESG rating <sup>2</sup>	100%

**Sustainability Level (source : Morningstar)**



The sustainability level is a rating produced by Morningstar that aims to independently measure the level of responsibility of a fund based on the values in the portfolio. The rating ranges from very low (1 Globe) to very high (5 Globes).

MorningstarSustainabilityRatingDate : 28/02/2026

Source Morningstar ©

Sustainability Score - based on corporate ESG risk analysis provided by Sustainalytics used in the calculation of Morningstar's sustainability score.

© 2026 Morningstar. All rights reserved. The information contained here: (1) is owned by Morningstar and / or its content providers; (2) may not be reproduced or redistributed; and (3) are not guaranteed to be accurate, complete or timely. Neither Morningstar nor its content providers are responsible for any damages or losses arising from the use of this information. Past performance is no guarantee of future results. For more information on the Morningstar Rating, please see their website [www.morningstar.com](http://www.morningstar.com).

<sup>1</sup> Outstanding securities in terms of ESG criteria excluding cash assets.

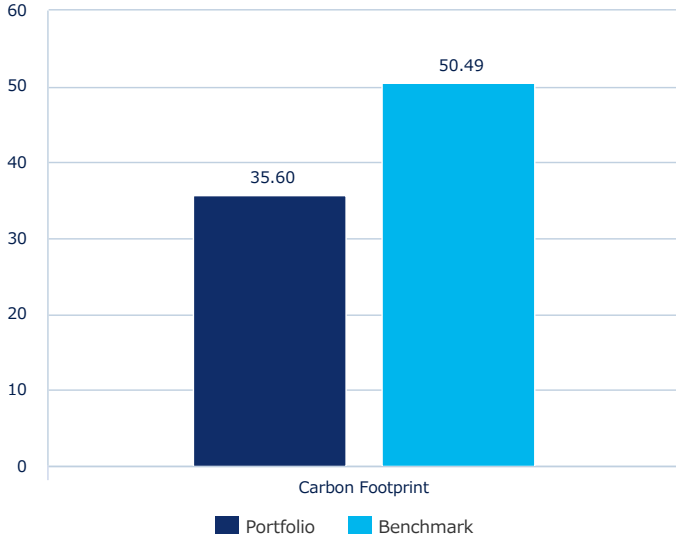
The decision of the investor to invest in the promoted fund should take into account all the characteristics or objectives of the fund.

EQUITY ■

Focus on Environmental, Social and Governance key performance indicators

In addition to the overall ESG assessment of the portfolio and the E, S and G dimensions, the manager uses impact indicators to assess the ESG quality of his portfolio. Four representative indicators of Environment, Social, Human Rights and Governance have been identified. The manager's minimum objective is to deliver a quality score higher than that of the index on at least two of the indicators.

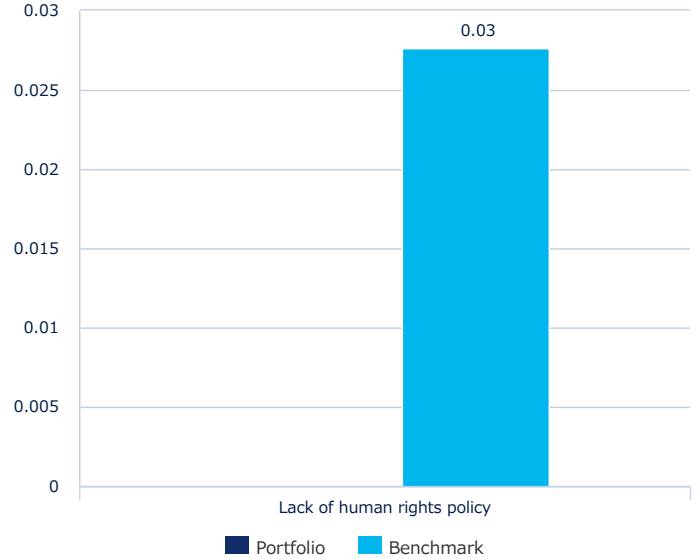
ENVIRONMENT: Carbon footprint



Carbon footprint – tCO2eq/€m invested  
Source: Trucost

Coverage rate (Portfolio/Benchmark) 100% 99.18%

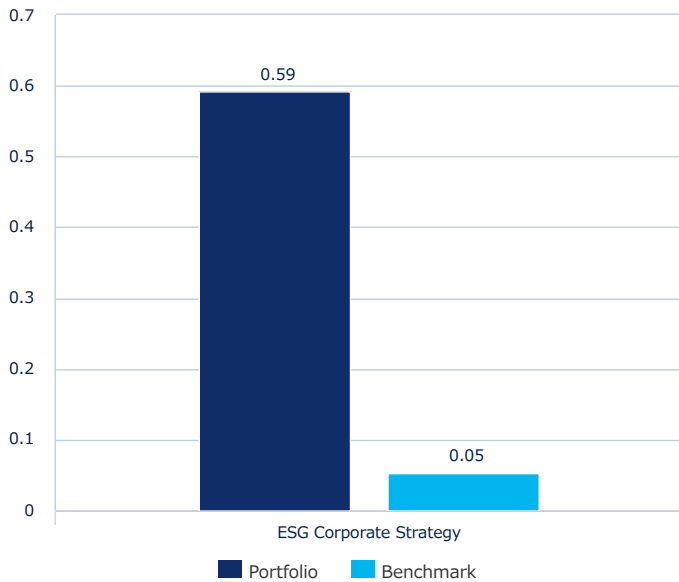
Human Rights - Lack of a human rights policy



Share of investments in entities without a human rights policy

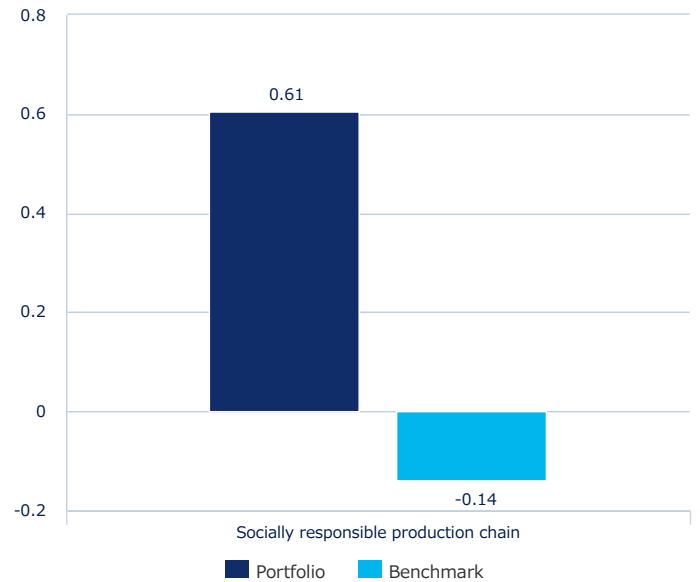
Coverage rate (Portfolio/Benchmark) 100% 100%

GOVERNANCE : ESG factors integration in the company's strategy



Coverage rate (Portfolio/Benchmark) 100% 97.26%

SOCIAL : Socially Responsible Supply Chain



Coverage rate (Portfolio/Benchmark) 69.07% 81.25%

## EQUITY ■

## Sources and definitions

**Carbon footprint:** The total carbon footprint associated with 1 million EUR invested in the portfolio is calculated by combining the carbon emissions of the portfolio companies, which include Scope 1, Scope 2, and Scope 3 emissions, and weighting them based on the investment value in each company and the company's enterprise value including cash (EVIC) in euros to show the emissions associated with 1 million EUR invested in the portfolio. The PAI indicator uses the "all investments" approach, meaning that the denominator is determined by considering all investments. The weights of the portfolio are adjusted to account for incomplete data coverage. Amundi reviewed its methodology and publish the full Scope 3 emissions. Potential biases and inaccuracies in the data related to Scope 3 emissions remains. Also note that Amundi changed data provider for EVIC calculation.

**Lack of a human rights policy:** The share of investments in entities without a human rights policy in the relevant portfolio is assessed by calculating the sum of the weights of these companies in the relevant portfolio that has not disclosed a human rights policy. The PAI indicator uses the "relevant" approach, meaning that the denominator is determined by considering the relevant portfolio. The weights of the portfolio are adjusted to account for incomplete data coverage.

**ESG Corporate Strategy:** This indicator takes into consideration the companies integrating environmental, social and governance factors into their strategy and operating procedures of their management bodies. Data source : Amundi.

**Supply Chain - Social:** This indicator takes into consideration the interests of the company's stakeholders, i.e. customers and suppliers. Behave responsibly to suppliers, adopting a selection process that considers ESG issues. Data source : Amundi.

## Important information

Issued by Amundi Asset Management SAS. AMUNDI FUNDS (the "Fund") is a Luxembourg registered umbrella fund organised under the laws of the Grand Duchy of Luxembourg and is regulated by the Commission de Surveillance du Secteur Financier ("CSSF"), number of registration B68.806.

This is a marketing communication. Please refer to the prospectus / information document and to the KIID before making any final investment decisions

This material is for information purposes only, is not a recommendation, financial analysis or advice, and does not constitute a solicitation, invitation or offer to purchase or sell the Fund in any jurisdiction where such offer, solicitation or invitation would be unlawful.

This information is not for distribution and does not constitute an offer to sell or the solicitation of any offer to buy any securities or services in the United States or in any of its territories or possessions subject to its jurisdiction to or for the benefit of any U.S. Person (as defined in the prospectus of the Fund). The Fund have not been registered in the United States under the Investment Company Act of 1940 and units of the Funds are not registered in the United States under the Securities Act of 1933. Accordingly, this material is for distribution or to be used solely in jurisdictions where it is permitted and to persons who may receive it without breaching applicable legal or regulatory requirements, or that would require the registration of Amundi or its affiliates in these countries.

Please note that the management company may de-notify arrangements made for marketing as regards units/shares of the Fund in a Member State of the EU in respect of which it has made a notification.

Investment involves risk. The decision of an investor to invest in the Funds should take into account all the characteristics or objectives of the Funds. **Past performance does not predict future results.** Investment return and the principal value of an investment in the Fund may go up or down and may result in the loss of the amount originally invested. All investors should seek professional advice prior to any investment decision, in order to determine the risks associated with the investment and its suitability. It is the responsibility of investors to read the legal documents in force in particular the current prospectus of the Fund. Subscriptions in the Fund will only be accepted on the basis of their latest prospectus and/or, as applicable, the Key Investor Information Document ("KIID") available in local language in EU countries of registration. A summary of information about investors rights' and collective redress mechanisms can be found in English on the regulatory page at <https://about.amundi.com/Metanav-Footer/Footer/Quick-Links/Legal-documentation>.

Information on sustainability-related aspects can be found at <https://about.amundi.com/Metanav-Footer/Footer/Quick-Links/Legal-documentation>.

The information in this document is as at the date shown at the top of the document, except where otherwise stated.

© 2026 Morningstar. All Rights Reserved. The information contained herein: (1) is proprietary to Morningstar and/or its content providers; (2) may not be copied or distributed; (3) are not warranted to be accurate, complete or timely. Neither Morningstar nor its content providers are responsible for any damages or losses arising from any use of this Information.

**Austria:** The prospectus of the Fund, along with the Key Investor Information Document (as applicable) available in German, the current annual and semi-annual report, can be obtained, free of charge, at Amundi Luxembourg S.A., 5 Allée Scheffer, L-2520 Luxembourg or at [www.amundi.at](http://www.amundi.at).

**Bulgaria:** The prospectus of the Fund, along with the Key Investor Information Document (as applicable), the current annual and semi-annual report, can be obtained, free of charge, at Amundi Luxembourg S.A., 5 Allée Scheffer, L-2520 Luxembourg or at [www.amundi.bg](http://www.amundi.bg)

**Belgium:** The prospectus of the Fund, along with the Key Investor Information Document (as applicable), the current annual and semi-annual report, can be obtained, free of charge, at Amundi Luxembourg S.A., 5 Allée Scheffer, L-2520 Luxembourg or at [www.amundi.be](http://www.amundi.be)

**Czech Republic:** The prospectus of the Fund, along with the Key Investor Information Document (as applicable), the current annual and semi-annual report, can be obtained, free of charge, at Amundi Luxembourg S.A., 5 Allée Scheffer, L-2520 Luxembourg or at [www.amundi.cz](http://www.amundi.cz)

**Cyprus:** The prospectus of the Fund, along with the Key Investor Information Document (where applicable), the current annual and semi-annual report, can be obtained, free of charge, at Amundi Luxembourg S.A., 5 Allée Scheffer, L-2520 Luxembourg or at [www.amundi.com.cy](http://www.amundi.com.cy)

**Denmark:** The prospectus of the Fund, along with the Key Investor Information Document (as applicable), the current annual and semi-annual report, can be obtained, free of charge, at Amundi Luxembourg S.A., 5 Allée Scheffer, L-2520 Luxembourg or at [www.amundi.dk](http://www.amundi.dk)

**Finland:** The prospectus of the Fund, along with the Key Investor Information Document (as applicable), the current annual and semi-annual report, can be obtained, free of charge, at Amundi Luxembourg S.A., 5 Allée Scheffer, L-2520 Luxembourg or at [www.amundi.fi](http://www.amundi.fi)

**France:** The prospectus of the Fund, along with the Key Investor Information Document (as applicable), the current annual and semi-annual report, can be obtained, free of charge, at Amundi Luxembourg S.A., 5 Allée Scheffer, L-2520 Luxembourg or at [www.amundi.fr](http://www.amundi.fr) or, for Luxembourg funds, at [www.amundi.lu](http://www.amundi.lu) or at the centralising correspondence for Amundi Funds and Amundi Index Solutions: CACEIS Bank, 89-91, rue Gabriel Péri, 92120 Montrouge, France / or for First Eagle Amundi: Société Générale Bank & Trust, 9, Boulevard Haussmann, 75009 Paris, France.

**Germany:** The prospectus of the Fund, along with the Key Investor Information Document (as applicable), the current annual and semi-annual report, can be obtained, free of charge, at Amundi Luxembourg S.A., 5 Allée Scheffer, L-2520 Luxembourg or at [www.amundi.lu](http://www.amundi.lu) and at [www.amundi.de](http://www.amundi.de)

**Greece:** The prospectus of the Fund, along with the Key Investor Information Document (as applicable), the current annual and semi-annual report, can be obtained, free of charge, at Amundi Luxembourg S.A., 5 Allée Scheffer, L-2520 Luxembourg or at [www.amundi.gr](http://www.amundi.gr)

**Hong Kong:** The prospectus of the Fund, along with the Key Facts Statement, the current annual and semi-annual report, can be obtained, free of charge, at Amundi Hong Kong Limited, 9th Floor One Pacific Place, 88 Queensway, Hong Kong or at [www.amundi.com.hk](http://www.amundi.com.hk)

**Hungary:** The prospectus of the Fund, along with the Key Investor Information Document (as applicable), the current annual and semi-annual report, can be obtained, free of charge, at Amundi Luxembourg S.A., 5 Allée Scheffer, L-2520 Luxembourg or at [www.amundi.hu](http://www.amundi.hu)

**Ireland:** The prospectus of the Fund, along with the Key Investor Information Document (as applicable), the current annual and semi-annual report, can be obtained, free of charge, at Amundi Luxembourg S.A., 5 Allée Scheffer, L-2520 Luxembourg or at [www.amundi.ie](http://www.amundi.ie)

**Italy:** The prospectus of the Fund, along with the Key Investor Information Document, the current annual and semi-annual report, can be obtained, free of charge, at Amundi Luxembourg S.A., 5 Allée Scheffer, L-2520 Luxembourg or at [www.amundi.lu](http://www.amundi.lu) and at [www.amundi.it](http://www.amundi.it)

## EQUITY ■

**Important information**

**Japan:** The prospectus of the Fund, along with the Fact Statement, the current annual and semi-annual report can be obtained, free of charge, from the approved distributors of the funds or, together with and all applicable regulatory information, at [www.amundi.co.jp](http://www.amundi.co.jp)

**Liechtenstein:** The prospectus of the Fund, along with the Key Investor Information Document (as applicable), the current annual and semi-annual report, can be obtained, free of charge, at Amundi Luxembourg S.A., 5 Allée Scheffer, L-2520 Luxembourg or at [www.amundi.lu](http://www.amundi.lu)

**Luxembourg:** The prospectus of the Fund, along with the Key Investor Information Document (as applicable), the current annual and semi-annual report, can be obtained, free of charge, at Amundi Luxembourg S.A., 5 Allée Scheffer, L-2520 Luxembourg or at [www.amundi.lu](http://www.amundi.lu)

**Macau:** The prospectus of the Fund, along with the Key Facts Statement, the current annual and semi-annual report, can be obtained, free of charge, at Amundi Hong Kong Limited, 9th Floor One Pacific Place, 88 Queensway, Hong Kong or at [www.amundi.com.hk](http://www.amundi.com.hk)

**Netherlands:** The prospectus of the Fund, along with the Key Investor Information Document (as applicable), the current annual and semi-annual report, can be obtained, free of charge, at Amundi Luxembourg S.A., 5 Allée Scheffer, L-2520 Luxembourg or at [www.amundi.nl](http://www.amundi.nl)

**Norway:** The prospectus of the Fund, along with the Key Investor Information Document (as applicable), the current annual and semi-annual report, can be obtained, free of charge, at Amundi Luxembourg S.A., 5 Allée Scheffer, L-2520 Luxembourg or at [www.amundi.no](http://www.amundi.no)

**Portugal:** Any investment in the Fund or their respective sub-funds must be made through an authorised distributor registered with the Portuguese Securities Market Commission (Comissão de Mercado de Valores Mobiliários or CMVM). The latest copy of the prospectus of the Fund, along with the Key Investor Information Document (as applicable), the current annual and semi-annual report, can be obtained, free of charge, at Amundi Luxembourg S.A., 5 Allée Scheffer, L-2520 Luxembourg or at [www.amundi.pt](http://www.amundi.pt)

**Romania:** The prospectus of the Fund, along with the Key Investor Information Document (as applicable), the current annual and semi-annual report, can be obtained, free of charge, at Amundi Luxembourg S.A., 5 Allée Scheffer, L-2520 Luxembourg or at [www.amundi.ro](http://www.amundi.ro)

**Singapore:** The prospectus of the Fund, along with the Product Highlight Sheet, the current annual and semi-annual report, can be obtained, free of charge, at Amundi Luxembourg S.A., 5 Allée Scheffer, L-2520 Luxembourg or at [www.amundi.com.sg](http://www.amundi.com.sg)

**Slovakia:** The prospectus of the Fund, along with the Key Investor Information Document (as applicable), the current annual and semi-annual report, can be obtained, free of charge, at Amundi Luxembourg S.A., 5 Allée Scheffer, L-2520 Luxembourg or at [www.amundi.sk](http://www.amundi.sk)

**Slovenia:** The prospectus of the Fund, along with the Key Investor Information Document (as applicable), the current annual and semi-annual report, can be obtained, free of charge, at Amundi Luxembourg S.A., 5 Allée Scheffer, L-2520 Luxembourg or at [www.amundi.si](http://www.amundi.si)

**South Korea:** The prospectus of the Fund, along with the Key Facts Statement, the current annual and semi-annual report, can be obtained, free of charge, at Amundi Hong Kong Limited, 9th Floor One Pacific Place, 88 Queensway, Hong Kong or at [www.amundi.com.hk](http://www.amundi.com.hk)

**Spain:** Any investment in the Funds or their respective sub-funds must be made through a registered Spanish distributor. Amundi Iberia SGIIC SAU is the main distributor for the Funds in Spain, registered with number 31 in the CNMV's SGIIC registry, with address at P° de la Castellana 1, Madrid 28046. A list of all Spanish distributors may be obtained from the CNMV at [www.cnmv.es](http://www.cnmv.es). The latest copy of the prospectus of the Fund, the Key Investor Information Document (as applicable) available in Spanish and the other legal documentation can be obtained, free of charge, at the registered office of the management company or at [www.amundi.es](http://www.amundi.es)

**Sweden:** The prospectus of the Fund, along with the Key Investor Information Document (as applicable), the current annual and semi-annual report, can be obtained, free of charge, at Amundi Luxembourg S.A., 5 Allée Scheffer, L-2520 Luxembourg or at [www.amundi.se](http://www.amundi.se)

**Switzerland:** The Representative and Paying Agent for Funds registered for public offer in Switzerland are, in respect of Amundi Funds and First Eagle Amundi: Representative - CACEIS (Switzerland) SA and Paying Agent - CACEIS Bank, Nyon Branch both at 35 Route de Signy, Case postale 2259, CH-1260 Nyon; KBI Institutional Fund ICAV: Representative - ACOLIN Fund Services AG, Affolternstrasse 56, CH-8050 Zurich and Paying Agent - NPB Neue Privat Bank AG, Limmatquai 1, CH-8001 Zurich. Free copies of the prospectus, key investor information documents (as applicable), annual and semi-annual reports, management regulations and other information are available at the representative's address shown above.

**Taiwan:** The Chinese translation of the prospectus of the Fund, along with the Investor Brochure and the current annual and semi-annual report, can be obtained, free of charge, at [www.amundi.com.tw](http://www.amundi.com.tw)

**United Kingdom:** The AMUNDI FUNDS GLOBAL EQUITY RESPONSIBLE (the "Sub-Fund") is a sub-fund of the Fund and has been recognised for public marketing in the United Kingdom by the Financial Conduct Authority (the "FCA"). A distributor or platform may obtain the latest Fund prospectus, the KIID (as applicable), the articles of incorporation as well as the annual and semi-annual reports free of charge from the facilities agent (Amundi (UK) Limited, 77 Coleman Street, London, EC2R 5BJ, United Kingdom) and at [www.amundi.lu](http://www.amundi.lu). The latest available prospectus, including the Sub-Fund's risk factors, as well as the KIID, as applicable, should be consulted before considering any investment in the Fund. Amundi (UK) Limited is authorised and regulated by the FCA under number 114503. This may be checked at <https://register.fca.org.uk/> and details about the extent of regulation by the FCA are available on request. Amundi (UK) Limited does not have the permissions to sell to retail investors. Any retail investor shall invest through a duly appointed distributor or platform and obtain the above-detailed Fund and Sub-Fund information from such distributor or platform. UK investors will not have any protection under the UK Financial Services Compensation Scheme. There will be no right to cancel an agreement to purchase Fund units under section 15 of the FCA's Conduct of Business Sourcebook.

In **Chile** and **Peru**, this document is approved for use by Administradora de Fondos de Pensiones/Pension Fund Administrators and other institutional investors.

In **Mexico**, this document is approved for use with institutional investors. It may not be distributed to third parties or to the public.

**US and US-Offshore (permitted jurisdictions):** Victory Capital Services, Inc., a U.S.-registered broker-dealer, provides marketing services in connection with the distribution of products investment managed by Amundi Asset Management or its affiliates or Victory Capital Management Inc. Victory Capital Services, Inc. markets these products to financial intermediaries, both within and outside of the U.S. (in jurisdictions where permitted to do so), who in turn offer such products for sale to persons who are not United States persons. Victory Capital Services, Inc. engages with financial intermediaries only and does not engage in retail business. Individuals are encouraged to seek advice from their financial, legal, tax and other appropriate advisers before making any investment or financial decisions or purchasing any financial, securities or investment-related product or service, including any product or service described in these materials.